


HOW TO USE OVERDRIVE

to access the
ebooks digital library

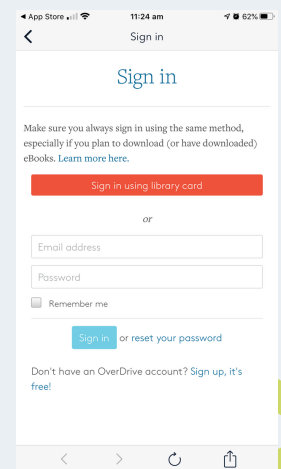
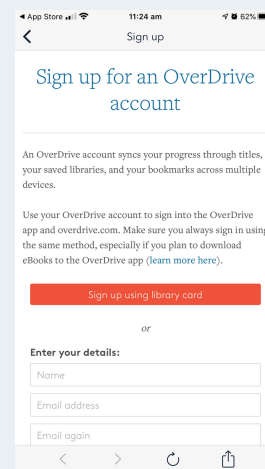



1. Download the overdrive app from your app store



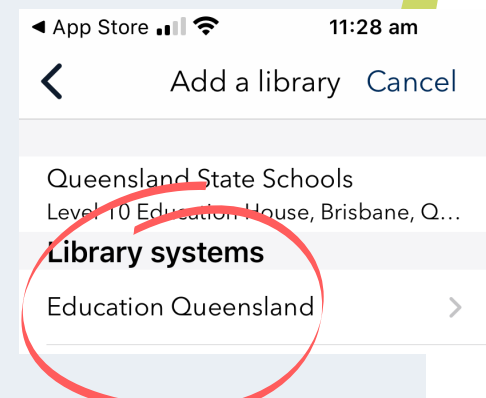
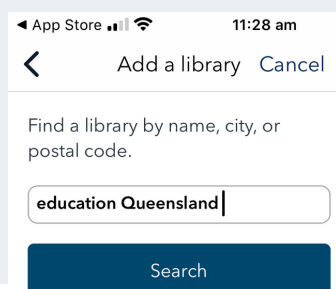
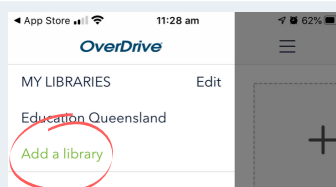
2. Create an account with overdrive

Before you can start using overdrive, you need to create account using an email address, and choose a password. When you're created your account, sign in. If you have used overdrive before, you can sign in to your existing account.



3. Add Education Queensland as your library

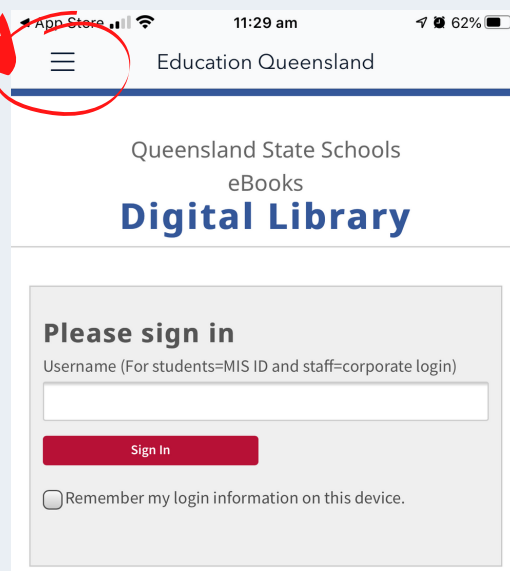
Click on the menu button (it looks like 3 lines) to bring up the side menu. Click on 'Add a library'. Search for 'Education Queensland'. Choose 'Queensland State Schools' from the list, and then click on 'Education Queensland'.



4. Sign in to the digital library

Click on the menu button (it looks like 3 lines) to bring up the side menu. Click on 'Add a library'. Search for 'Education Queensland'. Choose 'Queensland State Schools' from the list, and then click on 'Education Queensland'.

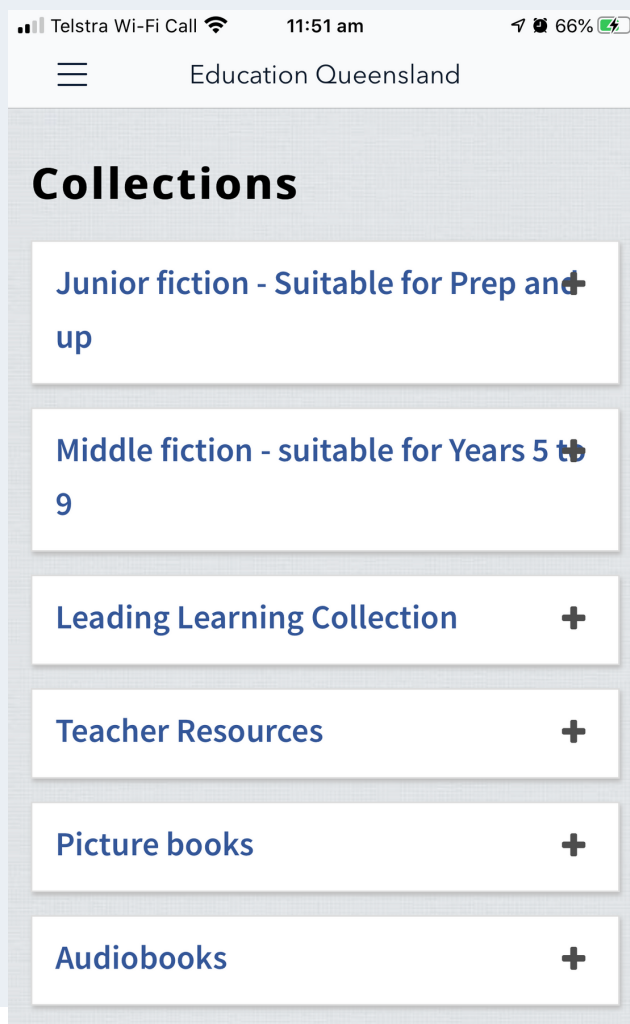
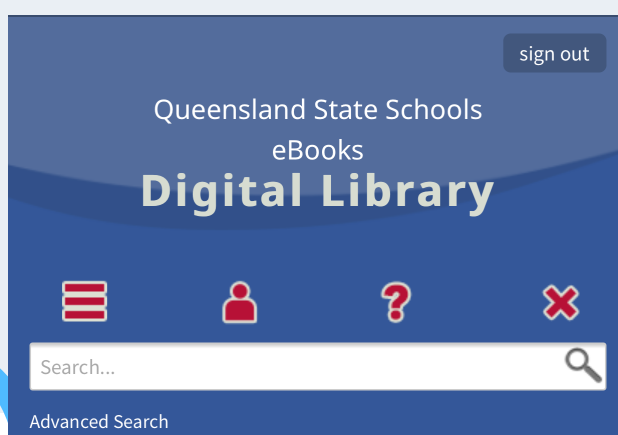
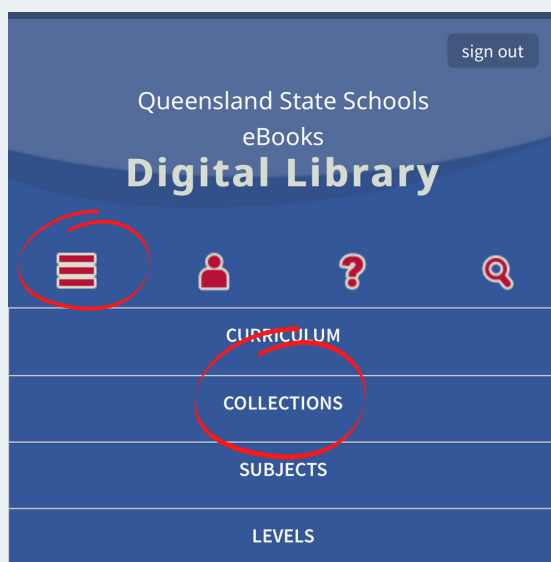
You will need to sign in with the username you usually use for school computers. If you don't know your username, check with your classroom teacher, or email Mrs Bailey at kbail101@eq.edu.au.



5. Search for books

There are a few ways to choose books to borrow. By clicking the 3 red lines at the top of the screen, you can choose to browse books by curriculum, collections, subjects or levels. Collections is a good place to start!

You can also search for books by title, by clicking the search button (it looks like a magnifying glass).




6. Check whether your book is available

The symbols in the corners of the books tell you the format the books is in, and whether it is available. E-books are shown using a book symbol, and audiobooks have a pair of headphones. If a symbol is black, it means the book is available to be borrowed. A grey symbol means the book has already been borrowed by someone else and is unavailable.

A black book means an e-book that is currently available




The Not-so-Deadly Dragon
Sean Tulien




How Do Dinosaurs Say Good Night?
Jane Yolen

Grey headphones means an audiobook that is unavailable



Summer Days and Nights
Wong Herbert Yee

A grey book means an e-book that is currently unavailable

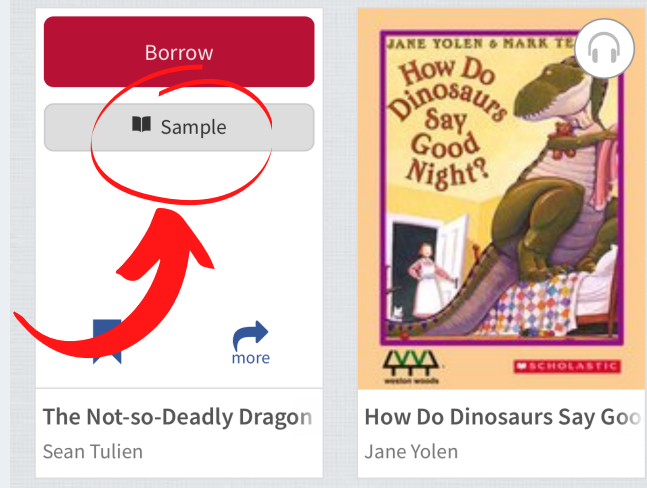


The Slippery Slope
Lemony Snicket

Black headphones means an audiobook that is available

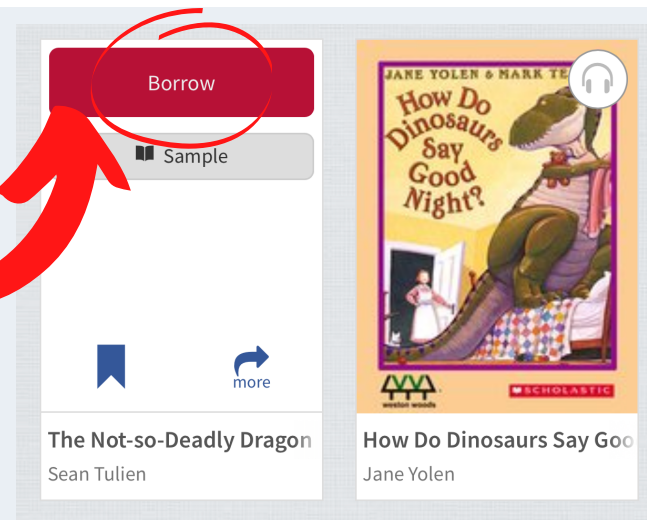
7. Read the sample first!

All books in the e-library include a sample. It is important to check the sample before you borrow, because some books can only be borrowed a certain number of times before they expire. Make sure you know you really want to read the book before you borrow it!



8. Borrow a book

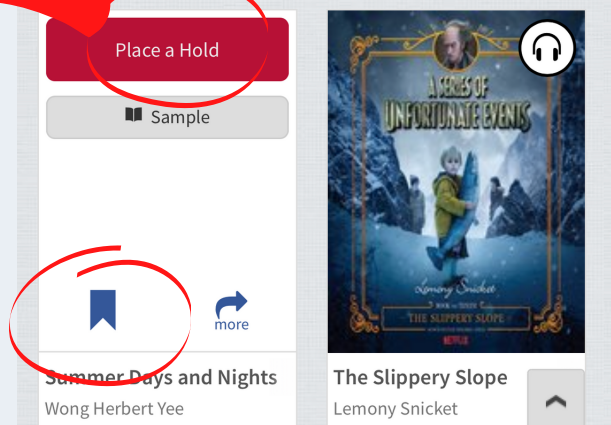
To borrow a book, tap the book you want and then tap 'borrow'. You can borrow up to 10 books at a time.



9. Place a book on hold

If the book you want is unavailable, you can place the book on hold. This means you will be placed on a waiting list and will be able to borrow the book when the next copy becomes available. To place a hold, you will need to have an email address. Tap the book you want to put on hold, and then press 'Place a Hold'. You will need to enter your email address and your birthdate to place a hold.

You can also add a book to your wish list, by clicking the symbol that looks like a bookmark. This is a handy way to remember books you would like to come back to later!




10. Read your book!

Find your checked out books by clicking on the symbol that looks like a person. This will take you straight to your checkouts.



In your checkouts, you can read a book in two ways. You can either read the book in your browser (this requires an internet connection), or you can download the book to your app.

If you click 'Read in browser' or 'Listen in browser', the book will open automatically.




Wonder
R J Palacio

Add to app
(EPUB eBook)

Read
(In your browser)

Expires in 11 days

To read books you have added to your app, click menu button at the top of the screen to open the side menu. Then click on 'BOOKSHELF'.



Wonder
R J Palacio
EXPIRES IN 11 DAYS



The Secret Garden
Frances Hodgson Burnett
EXPIRES IN 14 DAYS

To read a book you have downloaded to the app, just tap the book and it will open.