



HOW TO USE INFINITI

TO SEARCH THE CHAPEL HILL STATE SCHOOL LIBRARY



VISIT THE WEBSITE

You can search the library catalogue from any computer or device by visiting

<https://chapelhillss.concordinfiniti.com/>

LOG IN

Log in to Infiniti using your username and password.

Your username will be the same one you use to log in to computers at school.

A screenshot of the Infiniti login page. The page has a light blue background with white clouds. At the top, there is a logo for "CONCORD INFINITI" and the word "INFINITI" in large blue letters. Below the logo, there is a yellow banner that says "Welcome to the Chapel Hill State School Library!". The main content area is a white box with a light blue border. On the left side of this box is the Chapel Hill State Primary School logo, which features a cornucopia and the text "CHAPEL HILL STATE PRIMARY SCHOOL". To the right of the logo are two input fields: "Username" and "Password". Below these fields is a blue "Login" button and a link that says "I cannot login". At the bottom of the white box, there is a line of text that says "By logging in you agree to our [Terms and Conditions](#)." and "View our [Privacy Policy](#)."

Please speak to one of our library staff or email kbail101@eq.edu.au if you do not know the password for your account. This password may be different to your school password.

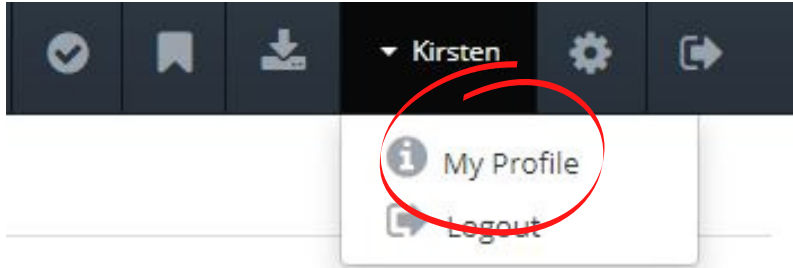
NEED HELP?

Contact Mrs Bailey at kbail101@eq.edu.au or come and visit us in the library!

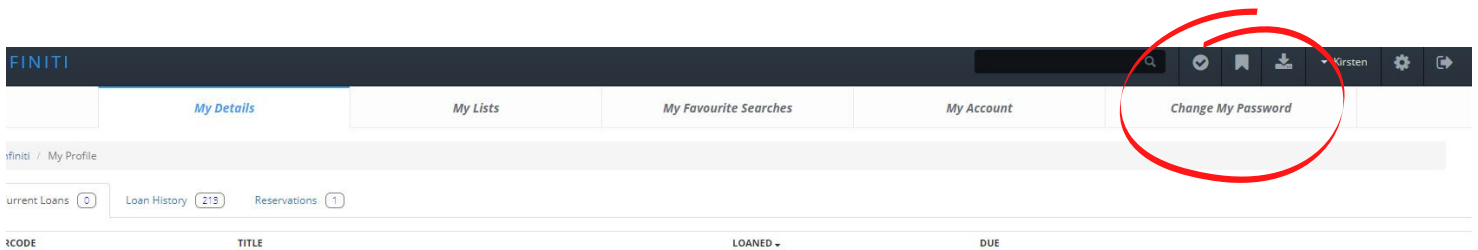
CHANGE YOUR PASSWORD



The first thing you will need to do when you log in for the first time is to change your password. You do this by visiting your profile, which you can find at the top right hand corner of the screen.



Your profile allows you to view your current loans, your loan history and your favourites lists. To change your password, click the last tab that says 'Change my Password'.



To change your password, you will need to type in your old password, and then type your new password twice. Remember to choose a password you can remember as you will need it each time you log in to the library.

Old Password (to prove it is you changing your password)

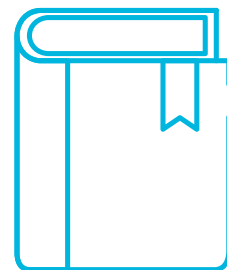
New Password

Confirm New Password

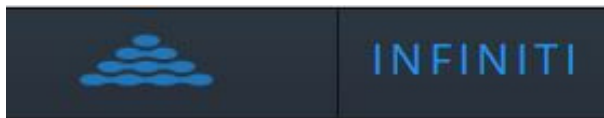
NEED HELP?

Contact Mrs Bailey at kbail101@eq.edu.au or come and visit us in the library!

VISIT THE LIBRARY PORTAL

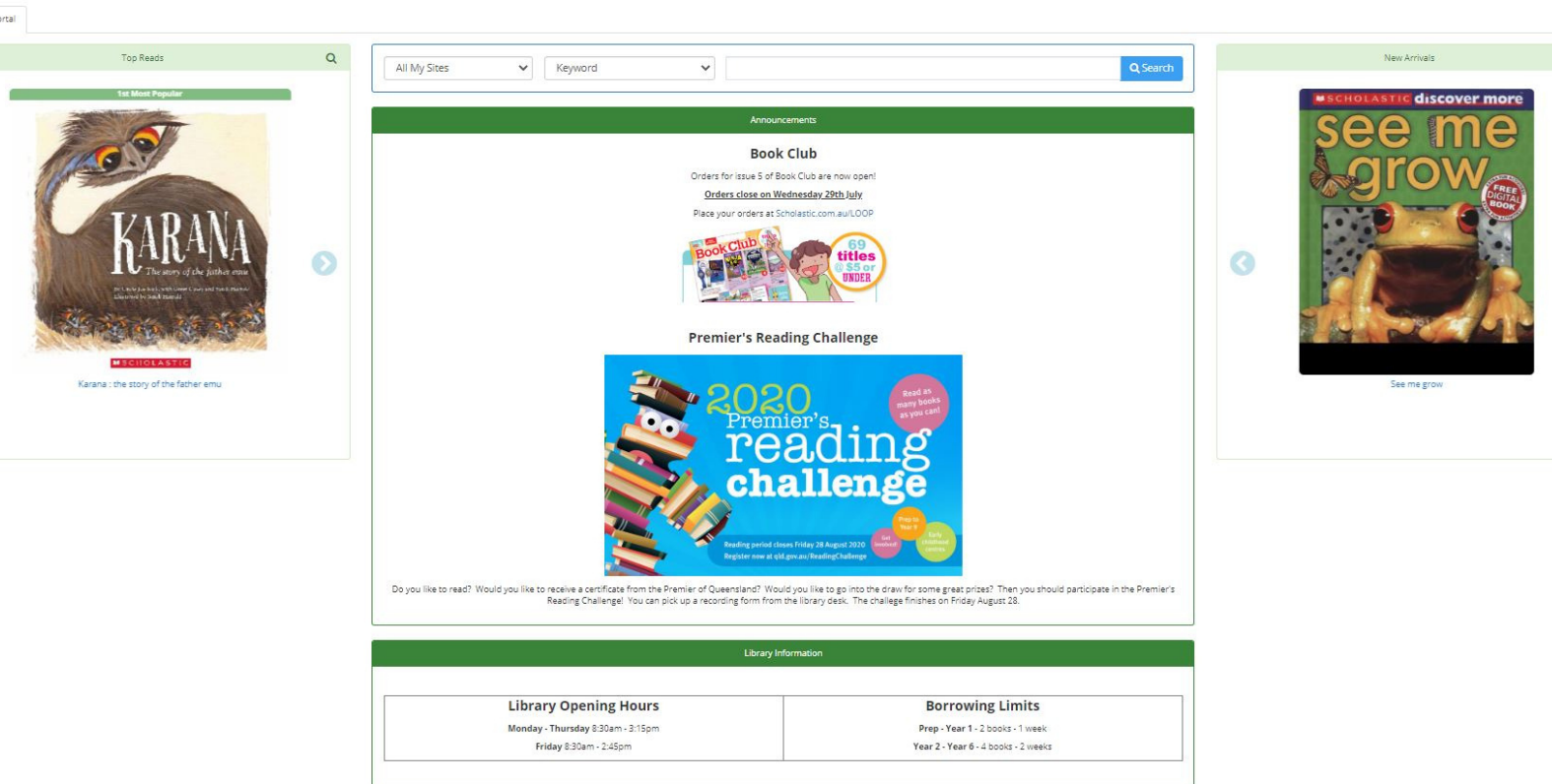


You can go back to the main library page by clicking the Infiniti logo:



This library portal features:

- A search box - this allows you to search for a book (see more information below)
- An announcements section - this section will have important announcements, like information about competitions and the closing date of Book Club.
- Library information including opening hours and borrowing limits
- Featured books - popular books and new arrivals



The screenshot displays the library portal interface. At the top, there is a search bar with a dropdown menu for 'All My Sites' and a 'Search' button. Below the search bar is an 'Announcements' section featuring a 'Book Club' announcement with a '69 titles \$35 or UNDER' badge and a 'Premier's Reading Challenge' announcement for 2020. The reading challenge announcement includes a graphic of a stack of books and text stating 'Read as many books as you can!', 'Reading period closes Friday 28 August 2020', and 'Register now at qsl.gov.au/ReadingChallenge'. Below the announcements is a 'Library Information' section with two columns: 'Library Opening Hours' (Monday - Thursday 8:30am - 3:15pm, Friday 8:30am - 2:45pm) and 'Borrowing Limits' (Prep - Year 1 - 2 books - 1 week, Year 2 - Year 6 - 4 books - 2 weeks). On the left side, there is a 'Top Reads' section featuring the book 'KARANA: The story of the father emu' by Michelle Magorian. On the right side, there is a 'New Arrivals' section featuring the book 'see me grow' by Scholastic.

You can always get back to this portal by clicking the Infiniti symbol in the top left hand corner of the page.

NEED HELP?

Contact Mrs Bailey at kbail101@eq.edu.au or come and visit us in the library!

SEARCH FOR A BOOK




To search for a book, go to the main library portal and type what you are looking for into the search box. You can search by keyword, title, author, and series.

Keyword

When you find a book you are interested in, you can click it to find more information about it. This page will tell you where in the library you can find the book (the section of the library and the call number), and whether the book is on the shelf or on loan. This will help you find the book when you visit the library.

Dog



Publisher	Two-Can
Published	1996. London
ISBN 10	1854343823
Description	31 p. : col. ill
Series	Me and my pet

Subjects
Dogs
Pets
Additional Information
LibraryThing
View in Google Books
Search in Google Scholar
WorldCat



Resources 1

Reviews 0

BARCODE	SITE	SECTION	CALL NUMBER	STATUS
R14517W1872	Library	Non Fiction	636.7 MOR	On Shelf

RESERVE A BOOK

If you find a book you would like to borrow, but it is already on loan to someone else, you can reserve the book. This is easy to do! Just hover over the book and click the blue 'reserve' button. If there is more than one version of the same book, you can choose whether you want a specific version or if you are happy with any version. We will let you know when your reserved book is ready to collect from the library. You can only reserve one book at a time.




NEED HELP?

Contact Mrs Bailey at kbail101@eq.edu.au or come and visit us in the library!


READ DIGITAL BOOKS AND AUDIOBOOKS

It is easy to find digital books and audiobooks from the Education Queensland e-Books Digital Library!

When you perform a search, you will be shown resources we have in our CHSS Library. This is shown as "My Library" at the top of the screen.



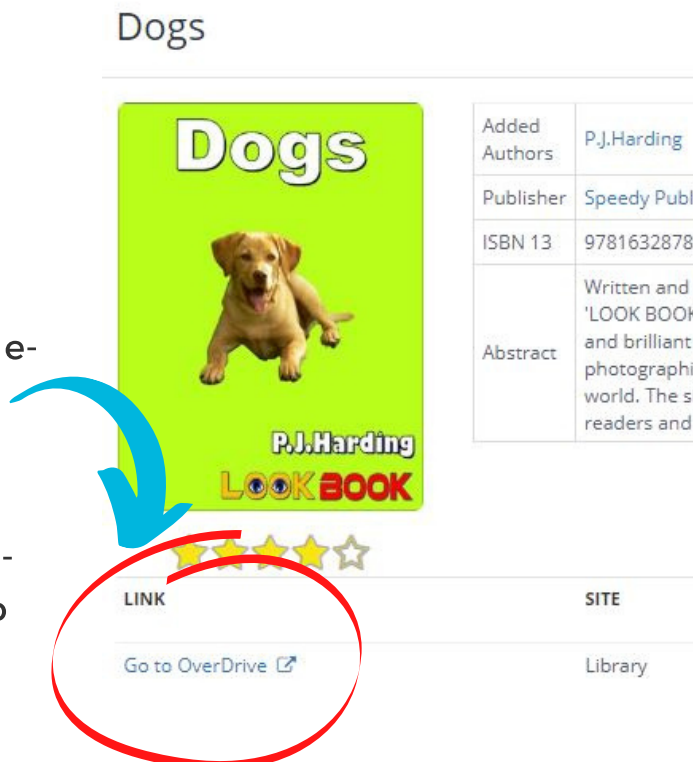
To search for digital books, click on OverDrive.



This will show you the books available in the Education Qld e-Books Digital Library. When you find a book you like, click on it for more information.

Clicking 'Go to Overdrive' will take you to the e-Books Digital Library, where you can borrow and read the book.

For more information about how to use the e-library, have a look at [this guide](#), which is also available in the library section on the CHSS website.



NEED HELP?

Contact Mrs Bailey at kbail101@eq.edu.au or come and visit us in the library!